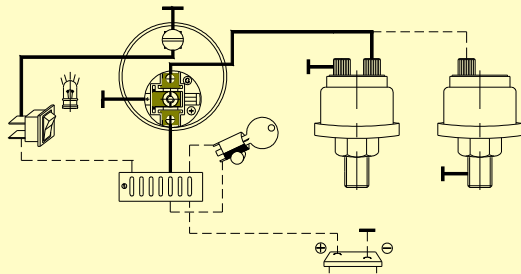


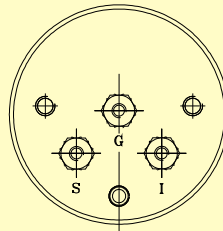
**25025170, 6463584, 6463739, 25025174,
26026170, 26026174**

INSTALLATION INSTRUCTION - ELECT. PRESS. GAUGE & PRESS. SENDER

CONNECTION DIAGRAM

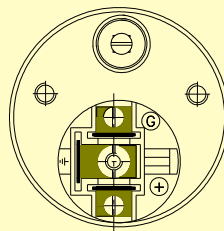


TYPE-X
STUD TERMINAL

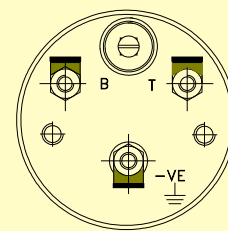


S : SENDER (PRESSURE SENDER) G : GEBER (PRESSURE SENDER)
I : +VE BATTERY (IGNITION) + : +VE BATTERY
G : -VE BATTERY (GROUND) ± : -VE BATTERY (GROUND)

TYPE-Y
SINGLE SOCKET



TYPE-Z
SEPARATE TERMINALS



T : TRANSDUCER (PRESSURE SENDER)
B : +VE BATTERY
± : -VE BATTERY (GROUND)

Ref. Part No. 350-519B , 970903, 970964S10, 350-511B, 127082 & 127083